



Air-Injector flat spray nozzles ID3

ID3

Drift reduction:
90/75/50 %



Current list under

www.lechler-agri.com/drift-reduction

ENGINEERING
YOUR SPRAY SOLUTION

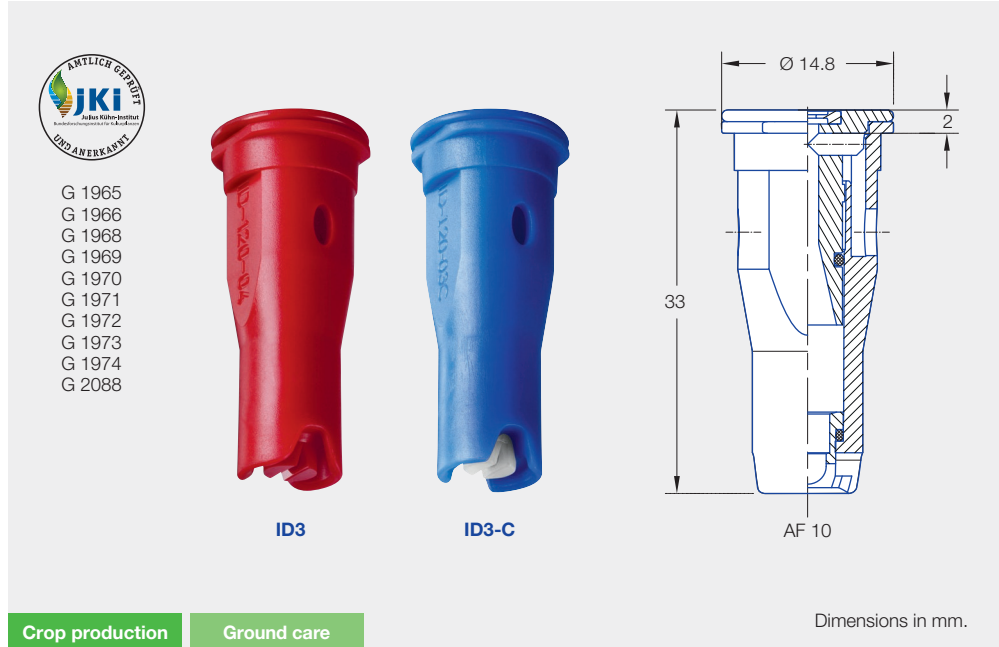


JKI-approval for mixed nozzle equipping

Extremely low-drift, air-injector flat spray nozzle for professional use.

Advantages

- Up to 90% drift reduction depending on nozzle size, pressure and country
- Long injector design ensures high drift stability over a wide pressure range
- Timely application even under adverse weather conditions
- Increased workrate due to flexible use over a wide pressure range
 - Adaptation by changing the driving speed and l/ha rate without nozzle changes
- Very good deposition structure and crop penetration



Crop production

Ground care

Dimensions in mm.



Nozzle size
01 – 10



Spray angle
120°



Material
POM, ceramic



Pressure range
– ID-01 to -015:
3 – 4 – 8 bar
– ID-02 to -10:
2 – 4 – 8 bar
– UAN: 2 – 4 bar



Recommended filters
80 M 01
60 M 02 – 04
25 M 05 – 10



Droplet size
Ultra coarse – medium



Width across flats
10 mm

Application areas



Plant protection products and growth regulators




Liquid fertilizer



Border application can be combined with border nozzle IS 80



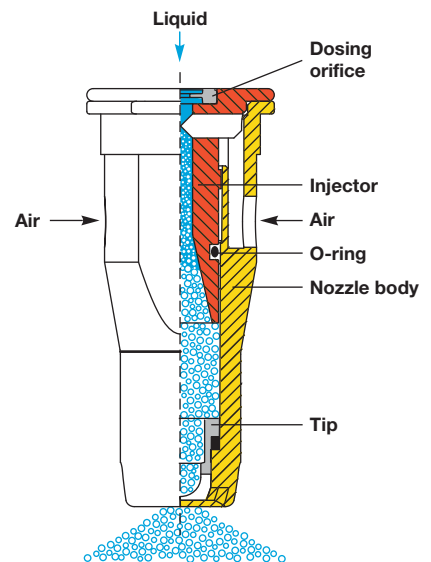
Golf course



Aeration effect



Toolless removable injector




ENGINEERING
YOUR SPRAY SOLUTION



Example of ordering

Type	+ spray angle	+ int'l nozzle size	+ material	= ordering no.
ID3	120°	025	(POM)	= ID-120-025
ID3	120°	025	C (ceramic)	= ID-120-025 C

Spray table for air-injector flat spray nozzles ID3

Nozzle Model	ISO 25358	Pressure (bar)	I/min	I/ha 								
				5.0 km/h	6.0 km/h	7.0 km/h	8.0 km/h	10.0 km/h	12.0 km/h	14.0 km/h	16.0 km/h	18.0 km/h
ID-120-01 (80 M)	XC	3.0	0.39	94	78	67	59	47	39	33	29	26
	VC	4.0	0.45	108	90	77	68	54	45	39	34	30
	VC	5.0	0.51	122	102	87	77	61	51	44	38	34
	VC	6.0	0.55	132	110	94	83	66	55	47	41	37
	C	7.0	0.60	144	120	103	90	72	60	51	45	40
	C	8.0	0.64	154	128	110	96	77	64	55	48	43
ID-120-015 (60 M)	VC	3.0	0.59	142	118	101	89	71	59	51	44	39
	VC	4.0	0.68	163	136	117	102	82	68	58	51	45
	VC	5.0	0.76	182	152	130	114	91	76	65	57	51
	C	6.0	0.83	199	166	142	125	100	83	71	62	55
	C	7.0	0.90	216	180	154	135	108	90	77	68	60
	C	8.0	0.96	230	192	165	144	115	96	82	72	64
ID-120-02 (60 M)	XC	2.0	0.65	156	130	111	98	78	65	56	49	43
	VC	3.0	0.80	192	160	137	120	96	80	69	60	53
	VC	4.0	0.92	221	184	158	138	110	92	79	69	61
	VC	5.0	1.03	247	206	177	155	124	103	88	77	69
	C	6.0	1.13	271	226	194	170	136	113	97	85	75
	M	8.0	1.30	312	260	223	195	156	130	111	98	87
ID-120-025 (60 M)	UC	2.0	0.81	194	162	139	122	97	81	69	61	54
	XC	3.0	0.99	238	198	170	149	119	99	85	74	66
	VC	4.0	1.15	276	230	197	173	138	115	99	86	77
	VC	5.0	1.28	307	256	219	192	154	128	110	96	85
	VC	6.0	1.40	336	280	240	210	168	140	120	105	93
	VC	7.0	1.52	365	304	261	228	182	152	130	114	101
	VC	8.0	1.62	389	324	278	243	194	162	139	122	108
ID-120-03 (60 M)	UC	2.0	0.97	233	194	166	146	116	97	83	73	65
	XC	3.0	1.19	286	238	204	179	143	119	102	89	79
	VC	4.0	1.37	329	274	235	206	164	137	117	103	91
	VC	5.0	1.53	367	306	262	230	184	153	131	115	102
	VC	6.0	1.68	403	336	288	252	202	168	144	126	112
	VC	7.0	1.81	434	362	310	272	217	181	155	136	121
	VC	8.0	1.94	466	388	333	291	233	194	166	146	129
ID-120-04 (60 M)	XC	2.0	1.29	310	258	221	194	155	129	111	97	86
	XC	3.0	1.58	379	316	271	237	190	158	135	119	105
	VC	4.0	1.82	437	364	312	273	218	182	156	137	121
	VC	5.0	2.04	490	408	350	306	245	204	175	153	136
	VC	6.0	2.23	535	446	382	335	268	223	191	167	149
	VC	7.0	2.41	578	482	413	362	289	241	207	181	161
	VC	8.0	2.58	619	516	442	387	310	258	221	194	172
ID-120-05 (25 M)	UC	2.0	1.61	386	322	276	242	193	161	138	121	107
	XC	3.0	1.97	473	394	338	296	236	197	169	148	131
	VC	4.0	2.28	547	456	391	342	274	228	195	171	152
	VC	5.0	2.55	612	510	437	383	306	255	219	191	170
	VC	6.0	2.79	670	558	478	419	335	279	239	209	186
	VC	7.0	3.01	722	602	516	452	361	301	258	226	201
	VC	8.0	3.22	773	644	552	483	386	322	276	242	215
ID-120-06 (25 M)	XC	2.0	1.93	463	386	331	290	232	193	165	145	129
	XC	3.0	2.36	566	472	405	354	283	236	202	177	157
	VC	4.0	2.73	655	546	468	410	328	273	234	205	182
	VC	5.0	3.05	732	610	523	458	366	305	261	229	203
	VC	6.0	3.34	802	668	573	501	401	334	286	251	223
	VC	7.0	3.61	866	722	619	542	433	361	309	271	241
	VC	8.0	3.86	926	772	662	579	463	386	331	290	257
ID-120-08 (25 M)	XC	2.0	2.58	619	516	442	387	310	258	221	194	172
	XC	3.0	3.16	758	632	542	474	379	316	271	237	211
	VC	4.0	3.65	876	730	626	548	438	365	313	274	243
	VC	5.0	4.08	979	816	699	612	490	408	350	306	272
	VC	6.0	4.47	1073	894	766	671	536	447	383	335	298
	VC	7.0	4.83	1159	966	828	725	580	483	414	362	322
	VC	8.0	5.16	1238	1032	885	774	619	516	442	387	344
ID-120-10 (25 M)	UC	2.0	3.22	773	644	552	483	386	322	276	242	215
	XC	3.0	3.94	946	788	675	591	473	394	338	296	263
	XC	4.0	4.55	1092	910	780	683	546	455	390	341	303
	VC	5.0	5.09	1222	1018	873	764	611	509	436	382	339
	VC	6.0	5.57	1337	1114	955	836	668	557	477	418	371
	VC	7.0	6.02	1445	1204	1032	903	722	602	516	452	401
	VC	8.0	6.43	1543	1286	1102	965	772	643	551	482	429

ISO 25358 Droplet size classification

VF	Very fine
F	Fine
M	Medium
C	Coarse
VC	Very coarse
XC	Extremely coarse
UC	Ultra coarse

Classifications are subject to change.

- Spray pressure at the nozzle tip (gauged with a diaphragm valve)
- The stated liter-per-hectare rates apply to water
- Prior to each spraying season, verify the table data by gauging the flow rates
- Make sure that all nozzles have the same settings

Online nozzle calculator



Apple

Android

Droplet size classification

Droplet size classes according to the "old" and the "new" measuring system, measured with Visisizer.

BCPC (2019)	ISO 25358 (since 2020)		
VF	VF	Very fine	
F	F	Fine	
M	M	Medium	
C	C	Coarse	
VC	VC	Very coarse	
XC	XC	Extremely coarse	
UC	UC	Ultra coarse	



altek International Limited
 Tel: 01652 688889
 email: info@altekinternational.com